

Magnum Vacuum Range

Spare Parts Lists


Exploded Views

Wiring Diagram

Magnum 358 240V

Magnum 358 E 240V

Magnum 358 110V



```

*****
* Item No.   Product Code   Description                               Quantity *
*****
*      1     69120A        UNICAP WASHER                             1 *
*      2     68129        COVER SPIN ST SER2.9/714 ISS 1 MAGNUM     1 *
*      2     69120B        SNAP CAP (CAP) BLK                         1 *
*      3     70147        ROCKER SWITCH                              3 *
*      4     69202        HANDLE                                     8/716  2 *
*      5     69070        HANDLE BASE.                               9/631  1 *
*      6     71008        2BA SHAKEPROOF WASHER INTERNAL TEETH      7 *
*      7     71328        M5 X 16 STEEL POZI PAN SCRW BS4183 ZINC    6 *
*      8     71161        M8 STEEL HEX DOME NUT                      4 *
*      9     65518        CABLE TIE PLATE 6/844 ISS 3                1 *
*     10     71420        5/15 X 3/4 X 18G BRT PLAIN WASHER BS3410   8 *
*     11     65039        SPRING CABLE REST: 7/677 ISS 4            1 *
*     12     71298        8 X 3/8 POZI PAN HD S/TAP SCRW AB ZINC/C  2 *
*     13     71324        M4 X 16 STEEL POZI PAN SCRW ZINC/CLEAR     2 *
*     14     66011        CABLE CLAMP INT:6/679 ISS 2                1 *
*     15     68127        TERM: MTG PLATE 9/693 ISS 3 MAGNM         1 *
*     16     69072        CABLE CLAMP BLOCK 9/623 MAGNUM             1 *
*     17     66012        GROMMET MAINS 16/1128 ISS 2                2 *
*     18     71015        M4 GRD 8 NYLON INSERT SELF LOCK NUT DIN9   8 *
*     19     71014        M4 X 9 X .8 BRT WASHER BS4320 FORM 4       20 *
*     20     69071        GUIDE BLOCK.9/632 ISS 1 MAGNUM             1 *
*     21     71287        M4 X 10 STEEL POZI PAN SCREW ZINC & CLEA   2 *
*     22     66054        CABLE GRIP 2.5MM 6/779 PV4                1 *
*     23     70058        2 CORE CABLE 2.5 X 1METR(50M ROLL)        12 *
*     25     67007        TERMINAL BLOCK PER SECTION                 3 *
*     27     52005        13AMP PLUG CRABTREE 7221                  1 *
*     30     70020        TERMINAL RED DVFP01-6.3F                   6 *
*     31     67423        SHRINK SLEEVE P9/743 ISS 1 (100MM)         3 *
*     32     66118        SMALL P CLIP                               MINI   1 *
*     33     67076        7 CORE CABLE 1.5L 16/836 MAGN             1 *
*     34     67007        TERMINAL BLOCK PER SECTION                 6 *
*     35     68142        MOUNTING STRIP 9/644 ISS 2 MAGNUM          1 *
*     39     70100        RING TERMINAL DR1-5                        3 *
*     40     81130        MAINS SUPPRESSOR P19/735 ISS 4             3 *
*     41     68092        P CLIP 1" NYLON^^^ 3390 MAGN              3 *
*     42     71009        10 X 1/2 POZI PAN HD S/TAP SCRW AB ZINC    3 *
*     43     70068        TV CHOKE LG LEAD 7/699 DVU                6 *
*     44     70069        PARALLEL SPLICE                             12 *
*     45     69078        INSULATION DISC 9/642 ISS 6 MAGNUM         1 *
*     51     69083        INSULATION STRIP 9/637 ISS 8 MAG1&2       1 *
*     52     68137        ASSY MOTOR MTG. 9/605 MAGNUM              1 *
*     57     71005        8 X 3/4 POZI PAN HD S/TAP SCRW AB ZINC    24 *
*     59     68150        STAND OFF FRAME. 9/653 MAGNUM             1 *
*     60     68140        STAND OFF RING.^^^ 9/609 MAGNUM           1 *
*     61     69111        38MM DIA BALL                               MAGN   3 *
*     62     68133        BOTTOM SPINNING.9/617.ISS 1 MAGN          1 *
*     65     71013        M4 X 8 STEEL POZI PANSCREW ZINC & CLEAR    6 *
*     66     71003        AD 54 SB TUCKER RIVET (FINISH 448)        4 *
*     67     69053        RUBBER SECTION 7/642 WHITE PER METRE      6 *
*****

```

Parts list for:

55100 MAGNUM 358 240V WITH FH UKSER 2

Page No. 2

```

*****
* Item No.   Product Code   Description                               Quantity *
*****
*   68      68132          SEAL & RET: TUBE.9/627 ISS 3 MAGNUM          3 *
*   70      69018          MOTOR MTG BAR 2/690 ISS 4  MINI           12 *
*   71      69027          MOTOR SUPPORT RING 7/646 ISS 3 MINI         6 *
*   72      68157          DISTANCE BOLT.      9/664 MAGNUM             4 *
*   74      69025          SPACER 31MM 2/692 ISS 6   MINI           4 *
*   76      71012          M8 GRD 8 NYLON INSERT SELF LOCK NUT DIN9    4 *
*   77      70048          MOTOR BYPASS      220/240V          3 *
*   81      68135          MOTOR LOCN DISC.    9/615 MAGNUM          3 *
*   83      69073          MOUNTING BAR ^^^    9/639 MAGNUM          2 *
*   84      71369          8 X 1 1/2 POZI PAN HD S/TAP SCRW AB ZINC    2 *
*   87      66117          GROMMET           15T      PV4           1 *
*   88      69082          TUBE END PLUG SR1601 ^^^ MAGNUM            1 *
*   89      69101          AIRFLOW SEP: SER2 9/729S MAGNUM            1 *
*   90      69058          INSULATION STD 9/711 ISS 5 MAGN            1 *
*   91      71515          CLIP                                 MAGN            4 *
*   92      72084          RATING LABEL(MAGNUM) BSI                    1 *
*   93      70195          CONN LEAD 9/726 ISS 5   MAGNUM          2 *
*   94      70194          CONN LEAD 9/725 ISS 5   MAGNUM          2 *
*   97      70191          CONN LEAD 9/722 ISS 5   MAGNUM          1 *
*   98      70190          CONN LEAD 9/721 ISS 5   MAGNUM          1 *
*   99      69197          BASE HANDLE      7/674   MINI           1 *
*  102      69265          HOSE CONN SEAL 14/668 ISS 2                  1 *
*  109      69029          SNAP CAP ^^^    180 83 4          6 *
*  112      68036          MAIN FRAME HANDLE 9/641   MAGN            1 *
*  118      69013          LOCKING RING SCREW 2/665 ISS 8                2 *
*  120      69088          INLET MOULDING 9/736 ISS 1                    1 *
*  123      71025          SCREW S/TAP      KB50X10          4 *
*  126      68139          DRUM MK1 & 2      9/621 MAGNUM          1 *
*  132      69011          HOSE END CONN 38MM^2/663^ISS 5 WPU          1 *
*  135      69057          CUFF 35MM        8/628   WPU           1 *
*  138      69194          RIM GUARD        9/695   MAGN            1 *
*  140      71205          M6 ST/ST WING NUT                                 2 *
*  142      71422          1/4 X 9/16 X 20G BRT STL WASHER TLB 3L       2 *
*  143      71052          M6 X 30 HEX BOLT BS3692/DIN931 GR 8.8        2 *
*  145      68167          MAIN FRAME BASE.^10/614 MAGNUM                1 *
*  146      71507          1/8 X 1.1/2 ST.ST SPLIT PIN BS              4 *
*  147      71463          3/4 X 1.1/2 X 14G WASHER                      4 *
*  150      69105          REAR WHEEL                                 MAGN            2 *
*  152      66105          PROTECTION SLEEVE                                 MAGN            4 *
*  154      68070          CASTOR                                 MAGN            2 *
*  155      71085          M8 X 20 A2 STAINLESS STL HEX SETSCREW        2 *
*  156      71086          M8 X 45 A2 STAINLESS STL HEX BOLT BS3692     4 *
*  157      71201          M8 ST/ST NYLON INSERT S/LOCK NUT DIN 985     6 *
*  158      71454          5/16 X 3/4 X 19G ST.ST WASHER                6 *
*  163      71419          1/2 X 1.1/8 X 13G BRT STL WASHER BS3410     1 *
*  164      68034          SPRING 6/607 ISS 3   PV4           1 *
*  165      68030          GUIDE BUSH 8/621 ISS 2^^^ MAGN              1 *
*  169      68164          PIVOT BLK & ADJ ROD S/A WPUMAGN              1 *
*  172      68031          RELEASE PIN      8/620   MAGN            1 *
*****

```

```

*****
* Item No.   Product Code   Description                               Quantity *
*****
*   173     69037           HANDLE R/PIN.^^^ 8/694 MAGN                    1 *
*   174     65083           SPLIT RING 3/4 DIA(BEACON)                    1 *
*   175     68048           CHAIN PER 1/2" LINK^^^ WPU                    14 *
*   180     69091           20"BRUSH CASTEL^9/646^ISS 3 MAGN              1 *
*   181     68145           LOCATION STRIP BRH 9/648 MAGNUM              2 *
*   182     71371           6 X 1/4 ST/ST POZI PAN S/TAP SCRW TYPE B      8 *
*   183     72139           LABEL PREMIERE 2X1/2 P11/619 ISS 1            1 *
*   185     68032           SUCTION HEAD ^^^ 8/633 MAGN                  1 *
*   186     69090           20"BRUSH PLAIN^9/647^ISS 3 MAGN              1 *
*   190     71425           M6 S/COIL SQ SECT SPRING WASHER BS4464        2 *
*   191     71158           M6 STEEL HEX NUT BS3692 GR 8 ZINC & CLEA      2 *
*   192     81065           BUMPER WHEEL P19/654 ISS 2 140&160          2 *
*   193     71053           M6 X 40 HEX BOLT BS3692/DIN931 GR 8.8        2 *
*   195     69054           HOSE 35/38MM .75 M INCRIMENTS WPU           1 *
*   197     65662           DISTANCE BUSH^16/668^ISS 2 RV                2 *
*   198     68029           ADJ KNOB ^^^ 8/622 MAGN                      1 *
*   199     72145           LABEL MAGNUM 358 P9/742 ISS 1                1 *
*   204     71013           M4 X 8 STEEL POZI PANSCREW ZINC & CLEAR       2 *
*   207     71162           M4 STEEL HEX NUT BS3692 GR 8 ZINC & CLER     2 *
*   210     69084           FILTER BAG (LESS RING) MAGNUM                1 *
*   211     68141           FILTER RING.^^^ 9/626 MAGNUM                1 *
*   213     56049           ONE PAPER BAG MAGNUM                        2 *
*   215     72212           MAIN LEAD LABEL 2 CORE P16/1120/1 ISS 1      1 *
*   216     72077           KITE SWING LABEL P7/775 ISS 1               1 *
*   700     72051           PACKING CASE MAGNUM                         1 *
*   700     77167           EXP:VIEW MAGNUM ISSUE 6                     1 *
*   701     72014           TOP FITTING 23821 MAGN                     1 *
*   701     77168           EXP:VIEW MAGNUM ISSUE 4                     1 *
*   802     77463           MOD 1119 ISS 2 26/06/94                     1 *
*   802     77327           MOD 951 ISSUE 2 23/09/91                    1 *
*   803     77464           MOD 1119 ISS 3 24/06/94                     1 *
*   803     77758           MOD 1366 ISS 3 12/10/99                     1 *
*   804     77530           MOD 1218 ISS 4 17/04/96                     1 *
*   950     72403           OPERATING INSTR: MAGNUM 358                 1 *
*****

```

PARTS LIST COMPLETE.

The following Sub Assemblies are available for the MAGNUM 358 240V WITH FH UKSER 2

```

*****
* 55029          532MMFXDHD BRUSH & HOSE      38MM          *
*****

```

Comprising of the following item numbers:-

118, 132, 135, 180, 181, 182, 183, 185, 186, 190, 191, 192, 193, 195, 197,

```

*****
* 68165          RELEASE PIN & HANDLE S/A WPUMAGN          *
*****

```

Comprising of the following item numbers:-

172, 173, 174, 175,

```

*****
* 69064          TRUNK HOSE S/ASSY            WPU              *
*****

```

Comprising of the following item numbers:-

118, 132, 135, 195,

```

*****
* 69079          FILTER BAG & RING           MAGNUM              *
*****

```

Comprising of the following item numbers:-

210, 211,

```

*****
* 69120          SNAP CAP & WASHER          *
*****

```

Comprising of the following item numbers:-

1, 2,

```

*****
* 70059          2 CORE CABLE 2.5 X 12M     MAGN                *
*****

```

Comprising of the following item numbers:-

23,

Parts list for:

55101 MAGNUM 358E 240V WITH FH UKSER 2

Page No. 1

```

*****
* Item No.   Product Code   Description                               Quantity *
*****
*      1     69120A         UNICAP WASHER                             1 *
*      2     68128         COVER SPIN EX SER2.9/713 MAGNUM ***      1 *
*      2     69120B         SNAP CAP (CAP) BLK                         1 *
*      3     70147         ROCKER SWITCH                             3 *
*      4     69202         HANDLE                                     8/716 2 *
*      5     69070         HANDLE BASE.                               9/631  MAGN 1 *
*      6     71008         2BA SHAKEPROOF WASHER INTERNAL TEETH      7 *
*      7     71328         M5 X 16 STEEL POZI PAN SCRW BS4183 ZINC    6 *
*      8     71161         M8 STEEL HEX DOME NUT                      4 *
*      9     65518         CABLE TIE PLATE 6/844 ISS 3                1 *
*     10     71420         5/15 X 3/4 X 18G BRT PLAIN WASHER BS3410   8 *
*     11     65039         SPRING CABLE REST: 7/677 ISS 4            1 *
*     12     71298         8 X 3/8 POZI PAN HD S/TAP SCRW AB ZINC/C  2 *
*     13     71324         M4 X 16 STEEL POZI PAN SCRW ZINC/CLEAR     2 *
*     14     66011         CABLE CLAMP INT:6/679 ISS 2               1 *
*     15     68127         TERM: MTG PLATE 9/693 ISS 3 MAGNM         1 *
*     16     69072         CABLE CLAMP BLOCK 9/623 MAGNUM            1 *
*     17     66012         GROMMET MAINS 16/1128 ISS 2               2 *
*     18     71015         M4 GRD 8 NYLON INSERT SELF LOCK NUT DIN9   8 *
*     19     71014         M4 X 9 X .8 BRT WASHER BS4320 FORM 4      20 *
*     20     69071         GUIDE BLOCK.9/632 ISS 1 MAGNUM            1 *
*     21     71287         M4 X 10 STEEL POZI PAN SCREW ZINC & CLEA   2 *
*     22     66054         CABLE GRIP 2.5MM 6/779 PV4               1 *
*     23     70058         2 CORE CABLE 2.5 X 1METR(50M ROLL)        12 *
*     25     67007         TERMINAL BLOCK PER SECTION                 3 *
*     27     52005         13AMP PLUG CRABTREE 7221                 1 *
*     30     70020         TERMINAL RED DVFP01-6.3F                  6 *
*     31     67423         SHRINK SLEEVE P9/743 ISS 1 (100MM)        3 *
*     32     66118         SMALL P CLIP                               MINI 1 *
*     33     67076         7 CORE CABLE 1.5L 16/836 MAGN            1 *
*     34     67007         TERMINAL BLOCK PER SECTION                 6 *
*     39     70100         RING TERMINAL                             DR1-5 3 *
*     40     81130         MAINS SUPPRESSOR P19/735 ISS 4            3 *
*     41     68092         P CLIP 1" NYLON^^^ 3390 MAGN             3 *
*     42     71009         10 X 1/2 POZI PAN HD S/TAP SCRW AB ZINC    3 *
*     43     70068         TV CHOKE LG LEAD 7/699 DVU               6 *
*     44     70069         PARALLEL SPLICE                           12 *
*     46     68158         INSERT 9/685 MAGN E                       4 *
*     47     69107         DISTANCE BUSH (18MM) MAGN E              4 *
*     48     68159         COLLAR 9/686 *** MAGN E                  4 *
*     50     69109         TUBE SEAL 1.12M LG 9/675 MAGNUM           1 *
*     51     69083         INSULATION STRIP 9/637 ISS 8 MAG1&2      1 *
*     52     68137         ASSY MOTOR MTG. 9/605 MAGNUM             1 *
*     57     71005         8 X 3/4 POZI PAN HD S/TAP SCRW AB ZINC    24 *
*     59     68150         STAND OFF FRAME. 9/653 MAGNUM            1 *
*     60     68140         STAND OFF RING.^^^ 9/609 MAGNUM          1 *
*     61     69111         38MM DIA BALL                             MAGN 3 *
*     62     68133         BOTTOM SPINNING.9/617.ISS 1 MAGN          1 *
*     65     71013         M4 X 8 STEEL POZI PANSCREW ZINC & CLEAR   6 *
*****

```

```

*****
* Item No.   Product Code   Description                               Quantity *
*****
*   66      71003          AD 54 SB TUCKER RIVET (FINISH 448)         4 *
*   67      69053          RUBBER SECTION 7/642 WHITE PER METRE      6 *
*   68      68132          SEAL & RET: TUBE.9/627 ISS 3 MAGNUM       3 *
*   69      68156          EXHAUST EXIT TUBE. 9/672 MAGN E          2 *
*   70      69018          MOTOR MTG BAR 2/690 ISS 4 MINI           12 *
*   71      69027          MOTOR SUPPORT RING 7/646 ISS 3 MINI       6 *
*   72      68157          DISTANCE BOLT. 9/664 MAGNUM              4 *
*   75      71173          NUT FULL M8 MAG E (OBSOLECENT)          4 *
*   76      71012          M8 GRD 8 NYLON INSERT SELF LOCK NUT DIN9 4 *
*   77      70048          MOTOR BYPASS 220/240V                    3 *
*   81      68135          MOTOR LOCN DISC. 9/615 MAGNUM            3 *
*   82      69110          TUBE SEA 420MM LG 9/676 MAGN            3 *
*   85      71412          SCREW NYLON MAGN M4X20 ***              2 *
*   86      71214          NUT NYLON MAGN M4 ***                    2 *
*   87      66117          GROMMET 15T PV4                          1 *
*   88      69082          TUBE END PLUG SR1601 ^^ MAGNUM           1 *
*   89      69080          AIRFLOW SEPARATOR 9/728E MAGNUM ***      1 *
*   90      69061          INSULATION EXH^^^ 9/712 MAGN            1 *
*   91      71515          CLIP MAGN                                 4 *
*   92      72084          RATING LABEL(MAGNUM) BSI                 1 *
*   93      70195          CONN LEAD 9/726 ISS 5 MAGNUM             2 *
*   94      70194          CONN LEAD 9/725 ISS 5 MAGNUM             2 *
*   97      70191          CONN LEAD 9/722 ISS 5 MAGNUM             1 *
*   98      70190          CONN LEAD 9/721 ISS 5 MAGNUM             1 *
*   99      69197          BASE HANDLE 7/674 MINI                   1 *
*  101      69196          EXHAUST OUTLET 9/634 MAGN               2 *
*  102      69265          HOSE CONN SEAL 14/668 ISS 2              3 *
*  103      69035          EXHAUST CONDUIT^^^ 9/659 MAG EXH        2 *
*  104      71364          10 X 3/4 POZI PAN HD S/TAP SCRW AB ZINC/ 8 *
*  105      68069          WIRE GAUZE DISC 9/660 MAGN E            2 *
*  107      69005          SNIP CAP ^^ 180 83 4                     2 *
*  109      69029          SNAP CAP ^^ 180 83 4                     6 *
*  112      68036          MAIN FRAME HANDLE 9/641 MAGN            1 *
*  118      69013          LOCKING RING SCREW 2/665 ISS 8           1 *
*  120      81026          INLET DRILLED.19/691 ISS 3 140/160      1 *
*  123      71025          SCREW S/TAP KB50X10                       4 *
*  126      68139          DRUM MK1 & 2 9/621 MAGNUM                1 *
*  132      69011          HOSE END CONN 38MM^2/663^ISS 5 WPU       1 *
*  135      69057          CUFF 35MM 8/628 WPU                      1 *
*  138      69194          RIM GUARD 9/695 MAGN                     1 *
*  140      71205          M6 ST/ST WING NUT                         2 *
*  142      71422          1/4 X 9/16 X 20G BRT STL WASHER TLB 3L   2 *
*  143      71052          M6 X 30 HEX BOLT BS3692/DIN931 GR 8.8    2 *
*  145      68167          MAIN FRAME BASE.^10/614 MAGNUM           1 *
*  146      71507          1/8 X 1.1/2 ST.ST SPLIT PIN BS           4 *
*  147      71463          3/4 X 1.1/2 X 14G WASHER                 4 *
*  150      69105          REAR WHEEL MAGN                           2 *
*  152      66105          PROTECTION SLEEVE MAGN                   4 *
*  154      68070          CASTOR MAGN                               2 *
*****

```

```

*****
* Item No.      Product Code      Description                                     Quantity *
*****
*   155        71085                M8 X 20 A2 STAINLESS STL HEX SETSCREW                    2 *
*   156        71086                M8 X 45 A2 STAINLESS STL HEX BOLT BS3692                 4 *
*   157        71201                M8 ST/ST NYLON INSERT S/LOCK NUT DIN 985                 6 *
*   158        71454                5/16 X 3/4 X 19G ST.ST WASHER                           6 *
*   163        71419                1/2 X 1.1/8 X 13G BRT STL WASHER BS3410                 1 *
*   164        68034                SPRING 6/607 ISS 3          PV4                          1 *
*   165        68030                GUIDE BUSH 8/621 ISS 2^^^  MAGN                          1 *
*   169        68164                PIVOT BLK & ADJ ROD S/A  WPUMAGN                         1 *
*   172        68031                RELEASE PIN          8/620  MAGN                          1 *
*   173        69037                HANDLE R/PIN.^^^    8/694  MAGN                          1 *
*   174        65083                SPLIT RING 3/4 DIA(BEACON)                               1 *
*   175        68048                CHAIN PER 1/2" LINK^^^  WPU                               14 *
*   180        69091                20"BRUSH CASTEL^9/646^ISS 3 MAGN                        1 *
*   181        68145                LOCATION STRIP BRH 9/648 MAGNUM                          2 *
*   182        71371                6 X 1/4 ST/ST POZI PAN S/TAP SCRW TYPE B                 8 *
*   183        72139                LABEL PREMIERE 2X1/2 P11/619 ISS 1                       1 *
*   185        68032                SUCTION HEAD ^^    8/633  MAGN                          1 *
*   186        69090                20"BRUSH PLAIN^9/647^ISS 3 MAGN                          1 *
*   190        71425                M6 S/COIL SQ SECT SPRING WASHER BS4464                  2 *
*   191        71158                M6 STEEL HEX NUT BS3692 GR 8 ZINC & CLEA                 2 *
*   192        81065                BUMPER WHEEL P19/654 ISS 2 140&160                      2 *
*   193        71053                M6 X 40 HEX BOLT BS3692/DIN931 GR 8.8                   2 *
*   195        69054                HOSE 35/38MM .75 M INCRIMENTS WPU                       1 *
*   197        65662                DISTANCE BUSH^16/668^ISS 2  RV                           2 *
*   198        68029                ADJ KNOB ^^    8/622  MAGN                          1 *
*   199        72144                LABEL MAGNUM 358E P9/741 ISS 1 ***                       1 *
*   204        71013                M4 X 8 STEEL POZI PANSCREW ZINC & CLEAR                  2 *
*   207        71162                M4 STEEL HEX NUT BS3692 GR 8 ZINC & CLER                 2 *
*   210        69084                FILTER BAG (LESS RING)  MAGNUM                           1 *
*   211        68141                FILTER RING.^^    9/626  MAGNUM                          1 *
*   213        56049                ONE PAPER BAG          MAGNUM                             2 *
*   215        72212                MAIN LEAD LABEL 2 CORE P16/1120/1 ISS 1                  1 *
*   216        72077                KITE SWING LABEL P7/775 ISS 1                            1 *
*   700        77166                EXP:VIEW MAGNUM ISSUE 2                                  1 *
*   700        72051                PACKING CASE MAGNUM                                       1 *
*   701        72014                TOP FITTING 23821          MAGN                          1 *
*   701        77168                EXP:VIEW MAGNUM ISSUE 4                                  1 *
*   802        77327                MOD 951 ISSUE 2 23/09/91                                 1 *
*   803        77464                MOD 1119 ISS 3 24/06/94                                  1 *
*   804        77530                MOD 1218 ISS 4 17/04/96                                   1 *
*****

```

PARTS LIST COMPLETE.

The following Sub Assemblies are available for the MAGNUM 358E 240V WITH FH UKSER 2

```

*****
* 55029          532MMFXDHD BRUSH & HOSE      38MM          *
*****

```

Comprising of the following item numbers:-

118, 132, 135, 180, 181, 182, 183, 185, 186, 190, 191, 192, 193, 195, 197,

```

*****
* 68165          RELEASE PIN & HANDLE S/A WPUMAGN          *
*****

```

Comprising of the following item numbers:-

172, 173, 174, 175,

```

*****
* 69064          TRUNK HOSE S/ASSY            WPU              *
*****

```

Comprising of the following item numbers:-

118, 132, 135, 195,

```

*****
* 69079          FILTER BAG & RING            MAGNUM              *
*****

```

Comprising of the following item numbers:-

210, 211,

```

*****
* 69120          SNAP CAP & WASHER              *
*****

```

Comprising of the following item numbers:-

1, 2,

```

*****
* 70059          2 CORE CABLE 2.5 X 12M        MAGN              *
*****

```

Comprising of the following item numbers:-

23,

```

*****
* Item No. Product Code Description Quantity *
*****
* 1 69120A UNICAP WASHER 1 *
* 2 68129 COVER SPIN ST SER2.9/714 ISS 1 MAGNUM 1 *
* 2 69120B SNAP CAP (CAP) BLK 1 *
* 3 70147 ROCKER SWITCH 3 *
* 4 69202 HANDLE 8/716 2 *
* 5 69070 HANDLE BASE. 9/631 MAGN 1 *
* 6 71008 2BA SHAKEPROOF WASHER INTERNAL TEETH 7 *
* 7 71328 M5 X 16 STEEL POZI PAN SCRW BS4183 ZINC 6 *
* 8 71161 M8 STEEL HEX DOME NUT 4 *
* 9 65518 CABLE TIE PLATE 6/844 ISS 3 1 *
* 10 71420 5/15 X 3/4 X 18G BRT PLAIN WASHER BS3410 8 *
* 11 65039 SPRING CABLE REST: 7/677 ISS 4 1 *
* 12 71298 8 X 3/8 POZI PAN HD S/TAP SCRW AB ZINC/C 2 *
* 13 71324 M4 X 16 STEEL POZI PAN SCRW ZINC/CLEAR 2 *
* 14 66011 CABLE CLAMP INT:6/679 ISS 2 1 *
* 15 68127 TERM: MTG PLATE 9/693 ISS 3 MAGNM 1 *
* 16 69072 CABLE CLAMP BLOCK 9/623 MAGNUM 1 *
* 17 66012 GROMMET MAINS 16/1128 ISS 2 2 *
* 18 71015 M4 GRD 8 NYLON INSERT SELF LOCK NUT DIN9 8 *
* 19 71014 M4 X 9 X .8 BRT WASHER BS4320 FORM 4 20 *
* 20 69071 GUIDE BLOCK.9/632 ISS 1 MAGNUM 1 *
* 21 71287 M4 X 10 STEEL POZI PAN SCREW ZINC & CLEA 2 *
* 22 66054 CABLE GRIP 2.5MM 6/779 PV4 1 *
* 23 70058 2 CORE CABLE 2.5 X 1METR(50M ROLL) 12 *
* 25 67007 TERMINAL BLOCK PER SECTION 3 *
* 30 70020 TERMINAL RED DVFP01-6.3F 6 *
* 31 67423 SHRINK SLEEVE P9/743 ISS 1 (100MM) 3 *
* 32 66118 SMALL P CLIP MINI 1 *
* 33 67076 7 CORE CABLE 1.5L 16/836 MAGN 1 *
* 34 67007 TERMINAL BLOCK PER SECTION 6 *
* 35 68142 MOUNTING STRIP 9/644 ISS 2 MAGNUM 1 *
* 39 70100 RING TERMINAL DR1-5 3 *
* 40 81130 MAINS SUPPRESSOR P19/735 ISS 4 3 *
* 41 68092 P CLIP 1" NYLON^^^ 3390 MAGN 3 *
* 42 71009 10 X 1/2 POZI PAN HD S/TAP SCRW AB ZINC 3 *
* 43 70087 TV CHOKE 110V ^^ 7/700 MAGN 6 *
* 44 70069 PARALLEL SPLICE 12 *
* 45 69078 INSULATION DISC 9/642 ISS 6 MAGNUM 1 *
* 51 69083 INSULATION STRIP 9/637 ISS 8 MAG1&2 1 *
* 52 68137 ASSY MOTOR MTG. 9/605 MAGNUM 1 *
* 57 71005 8 X 3/4 POZI PAN HD S/TAP SCRW AB ZINC 24 *
* 59 68150 STAND OFF FRAME. 9/653 MAGNUM 1 *
* 60 68140 STAND OFF RING.^^ 9/609 MAGNUM 1 *
* 61 69111 38MM DIA BALL MAGN 3 *
* 62 68133 BOTTOM SPINNING.9/617.ISS 1 MAGN 1 *
* 65 71013 M4 X 8 STEEL POZI PANSCREW ZINC & CLEAR 6 *
* 66 71003 AD 54 SB TUCKER RIVET (FINISH 448) 4 *
* 67 69053 RUBBER SECTION 7/642 WHITE PER METRE 6 *
* 68 68132 SEAL & RET: TUBE.9/627 ISS 3 MAGNUM 3 *
*****

```

```

*****
* Item No. Product Code Description Quantity *
*****
* 70 69018 MOTOR MTG BAR 2/690 ISS 4 MINI 12 *
* 71 69027 MOTOR SUPPORT RING 7/646 ISS 3 MINI 6 *
* 72 68157 DISTANCE BOLT. 9/664 MAGNUM 4 *
* 74 69025 SPACER 31MM 2/692 ISS 6 MINI 4 *
* 76 71012 M8 GRD 8 NYLON INSERT SELF LOCK NUT DIN9 4 *
* 77 70075 MOTOR BYPASS 110V 3 *
* 81 68135 MOTOR LOCN DISC. 9/615 MAGNUM 3 *
* 83 69073 MOUNTING BAR ^^^ 9/639 MAGNUM 2 *
* 84 71369 8 X 1 1/2 POZI PAN HD S/TAP SCRW AB ZINC 2 *
* 87 66117 GROMMET 15T PV4 1 *
* 88 69082 TUBE END PLUG SR1601 ^^^ MAGNUM 1 *
* 89 69101 AIRFLOW SEP: SER2 9/729S MAGNUM 1 *
* 90 69058 INSULATION STD 9/711 ISS 5 MAGN 1 *
* 91 71515 CLIP MAGN 4 *
* 92 72204 RATING LABEL(MAGNUM) 110V 1 *
* 93 70195 CONN LEAD 9/726 ISS 5 MAGNUM 2 *
* 94 70194 CONN LEAD 9/725 ISS 5 MAGNUM 2 *
* 97 70191 CONN LEAD 9/722 ISS 5 MAGNUM 1 *
* 98 70190 CONN LEAD 9/721 ISS 5 MAGNUM 1 *
* 99 69197 BASE HANDLE 7/674 MINI 1 *
* 102 69265 HOSE CONN SEAL 14/668 ISS 2 1 *
* 109 69029 SNAP CAP ^^^ 180 83 4 6 *
* 112 68036 MAIN FRAME HANDLE 9/641 MAGN 1 *
* 118 69013 LOCKING RING SCREW 2/665 ISS 8 2 *
* 120 69088 INLET MOULDING 9/736 ISS 1 1 *
* 123 71025 SCREW S/TAP KB50X10 4 *
* 126 68139 DRUM MK1 & 2 9/621 MAGNUM 1 *
* 132 69011 HOSE END CONN 38MM^2/663^ISS 5 WPU 1 *
* 135 69057 CUFF 35MM 8/628 WPU 1 *
* 138 69194 RIM GUARD 9/695 MAGN 1 *
* 140 71205 M6 ST/ST WING NUT 2 *
* 142 71422 1/4 X 9/16 X 20G BRT STL WASHER TLB 3L 2 *
* 143 71052 M6 X 30 HEX BOLT BS3692/DIN931 GR 8.8 2 *
* 145 68167 MAIN FRAME BASE.^10/614 MAGNUM 1 *
* 146 71507 1/8 X 1.1/2 ST.ST SPLIT PIN BS 4 *
* 147 71463 3/4 X 1.1/2 X 14G WASHER 4 *
* 150 69105 REAR WHEEL MAGN 2 *
* 152 66105 PROTECTION SLEEVE MAGN 4 *
* 154 68070 CASTOR MAGN 2 *
* 155 71085 M8 X 20 A2 STAINLESS STL HEX SETSCREW 2 *
* 156 71086 M8 X 45 A2 STAINLESS STL HEX BOLT BS3692 4 *
* 157 71201 M8 ST/ST NYLON INSERT S/LOCK NUT DIN 985 6 *
* 158 71454 5/16 X 3/4 X 19G ST.ST WASHER 6 *
* 163 71419 1/2 X 1.1/8 X 13G BRT STL WASHER BS3410 1 *
* 164 68034 SPRING 6/607 ISS 3 PV4 1 *
* 165 68030 GUIDE BUSH 8/621 ISS 2^^^ MAGN 1 *
* 169 68164 PIVOT BLK & ADJ ROD S/A WPUMAGN 1 *
* 172 68031 RELEASE PIN 8/620 MAGN 1 *
* 173 69037 HANDLE R/PIN.^^^ 8/694 MAGN 1 *
*****

```

```

*****
* Item No. Product Code Description Quantity *
*****
* 174 65083 SPLIT RING 3/4 DIA(BEACON) 1 *
* 175 68048 CHAIN PER 1/2" LINK^^^ WPU 14 *
* 180 69091 20"BRUSH CASTEL^9/646^ISS 3 MAGN 1 *
* 181 68145 LOCATION STRIP BRH 9/648 MAGNUM 2 *
* 182 71371 6 X 1/4 ST/ST POZI PAN S/TAP SCRW TYPE B 8 *
* 183 72139 LABEL PREMIERE 2X1/2 P11/619 ISS 1 1 *
* 185 68032 SUCTION HEAD ^^^ 8/633 MAGN 1 *
* 186 69090 20"BRUSH PLAIN^9/647^ISS 3 MAGN 1 *
* 190 71425 M6 S/COIL SQ SECT SPRING WASHER BS4464 2 *
* 191 71158 M6 STEEL HEX NUT BS3692 GR 8 ZINC & CLEA 2 *
* 192 81065 BUMPER WHEEL P19/654 ISS 2 140&160 2 *
* 193 71053 M6 X 40 HEX BOLT BS3692/DIN931 GR 8.8 2 *
* 195 69054 HOSE 35/38MM .75 M INCRIMENTS WPU 1 *
* 197 65662 DISTANCE BUSH^16/668^ISS 2 RV 2 *
* 198 68029 ADJ KNOB ^^^ 8/622 MAGN 1 *
* 199 72145 LABEL MAGNUM 358 P9/742 ISS 1 1 *
* 204 71013 M4 X 8 STEEL POZI PANSCREW ZINC & CLEAR 2 *
* 207 71162 M4 STEEL HEX NUT BS3692 GR 8 ZINC & CLER 2 *
* 210 69084 FILTER BAG (LESS RING) MAGNUM 1 *
* 211 68141 FILTER RING.^^^ 9/626 MAGNUM 1 *
* 213 56049 ONE PAPER BAG MAGNUM 2 *
* 215 72212 MAIN LEAD LABEL 2 CORE P16/1120/1 ISS 1 1 *
* 220 72086 110 VOLTS ONLY LABEL P7/774 ISS 1 1 *
* 700 77167 EXP:VIEW MAGNUM ISSUE 6 1 *
* 700 72051 PACKING CASE MAGNUM 1 *
* 701 72014 TOP FITTING 23821 MAGN 1 *
* 701 77168 EXP:VIEW MAGNUM ISSUE 4 1 *
* 802 77463 MOD 1119 ISS 2 26/06/94 1 *
* 802 77327 MOD 951 ISSUE 2 23/09/91 1 *
* 803 77464 MOD 1119 ISS 3 24/06/94 1 *
* 803 77758 MOD 1366 ISS 3 12/10/99 1 *
* 804 77530 MOD 1218 ISS 4 17/04/96 1 *
* 950 72403 OPERATING INSTR: MAGNUM 358 1 *
*****

```

PARTS LIST COMPLETE.

The following Sub Assemblies are available for the MAGNUM 358 110V WITH FH UKSER 2

```

*****
* 55029          532MMFXDHD BRUSH & HOSE      38MM          *
*****

```

Comprising of the following item numbers:-

118, 132, 135, 180, 181, 182, 183, 185, 186, 190, 191, 192, 193, 195, 197,

```

*****
* 68165          RELEASE PIN & HANDLE S/A WPUMAGN          *
*****

```

Comprising of the following item numbers:-

172, 173, 174, 175,

```

*****
* 69064          TRUNK HOSE S/ASSY            WPU            *
*****

```

Comprising of the following item numbers:-

118, 132, 135, 195,

```

*****
* 69079          FILTER BAG & RING            MAGNUM            *
*****

```

Comprising of the following item numbers:-

210, 211,

```

*****
* 69120          SNAP CAP & WASHER            *
*****

```

Comprising of the following item numbers:-

1, 2,

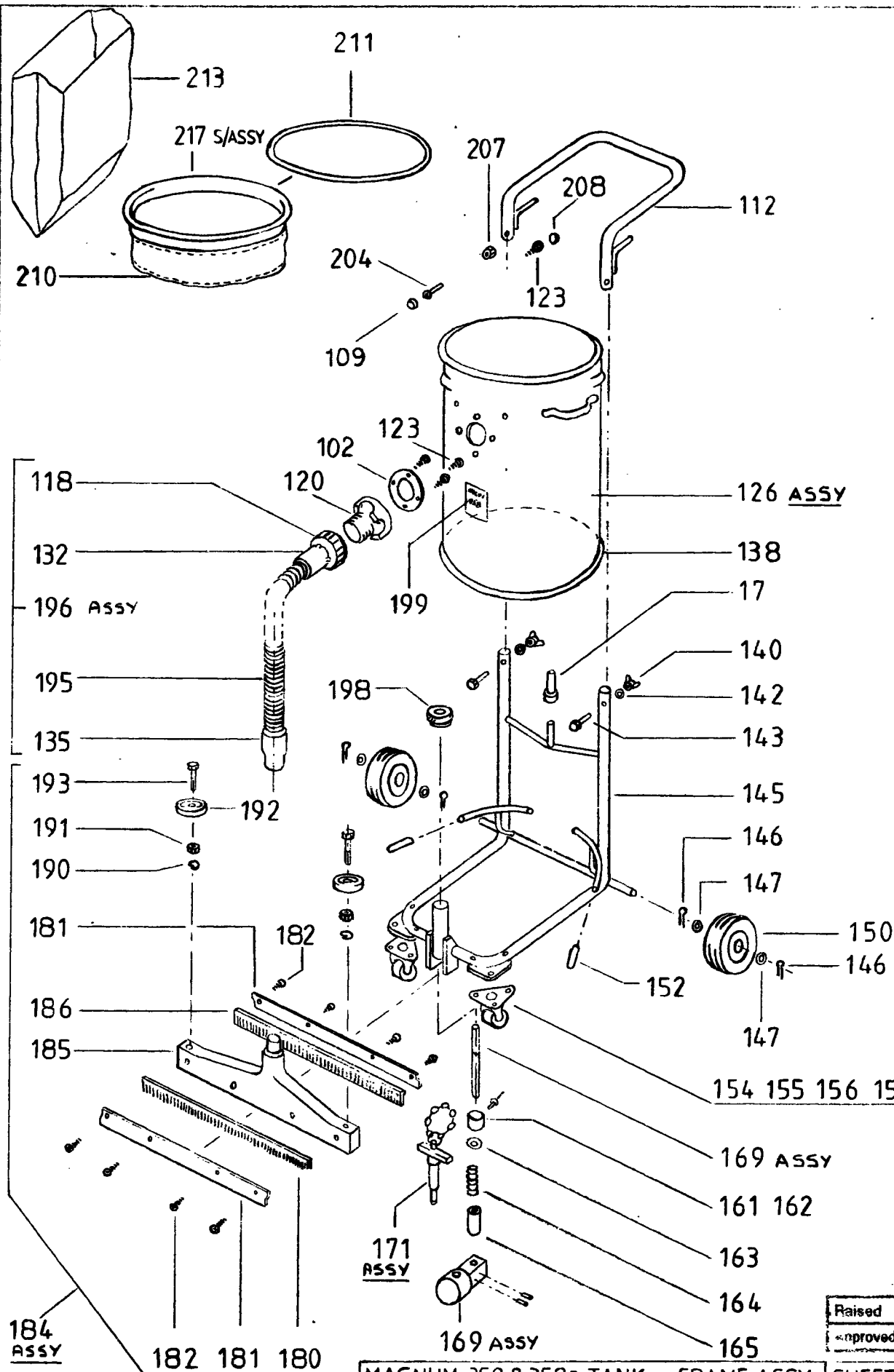
```

*****
* 70059          2 CORE CABLE 2.5 X 12M      MAGN            *
*****

```

Comprising of the following item numbers:-

23,



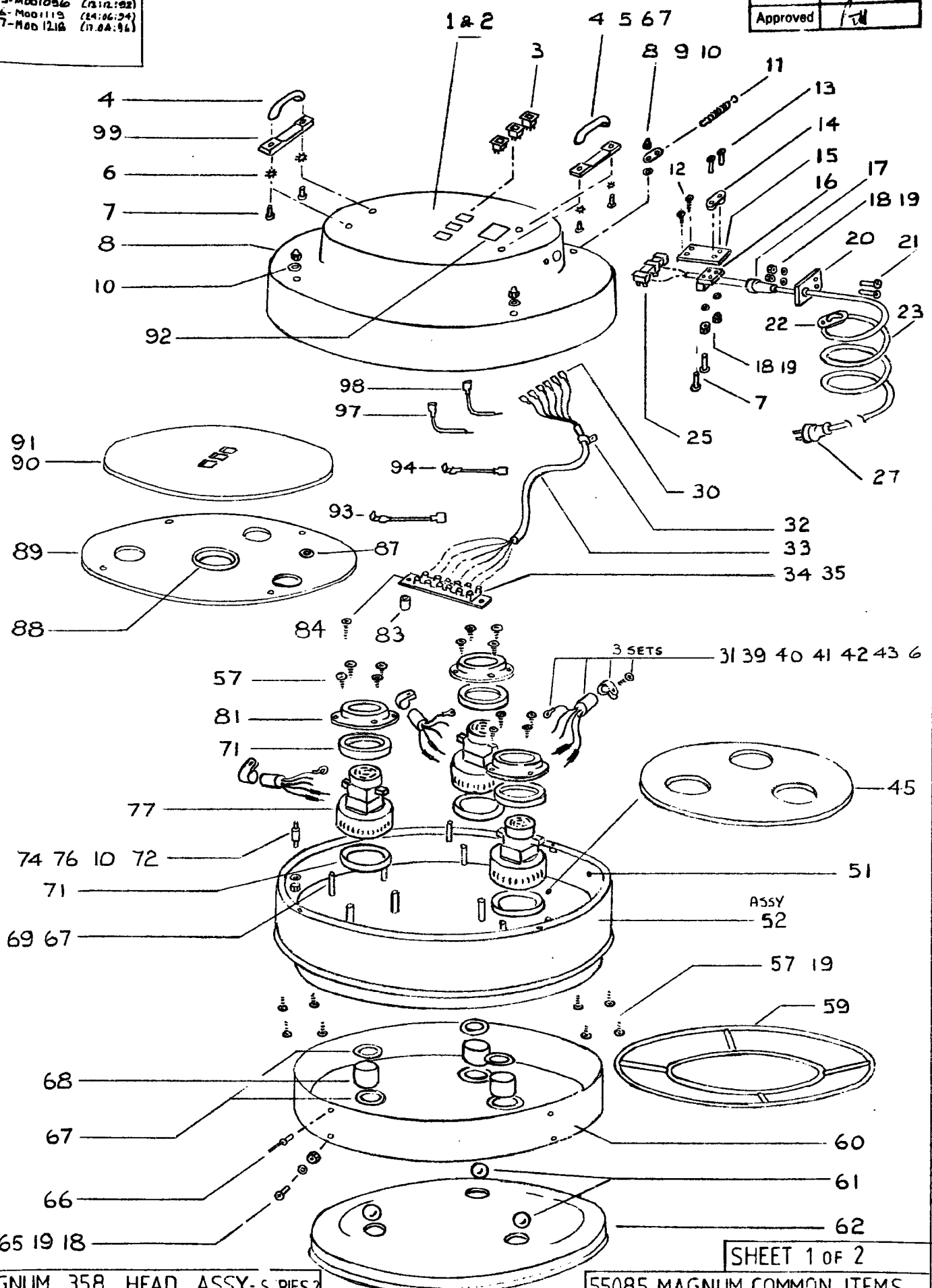
Raised	P.T.C
Approved	<i>Pat</i>

MAGNUM 358 & 358E TANK & FRAME ASSY SHEET 2 OF 2

SCHEDULES - 55085 MAGNUM COMMON ITEMS				55104 110v LESS FXD HD		DATE										
EXPLODED	55082	220v	LESS	FXD	HD-TUV	55086	220v	WITH	FXD	HD-TUV	55105	110v	LESS	FXD	HD	26-5-88
VIEW CODE	55083	220v	"	"	"	55087	220v	"	"	"	55106	110v	WITH	FXD	HD	ISSUE
No	77168	55102	240v	"	"	55100	240v	"	"	"	55106	110v	WITH	FXD	HD	4
		55103	240v	"	"	55101	240v	"	"	"						
		55108	220v	"	"	55109	220v	LESS	FXD	HD						

MODIFICATIONS.
 ISSUE 4 - MOD 951 (25 03 91)
 ISSUE 5 - MOD 1096 (23 12 92)
 ISSUE 6 - MOD 1113 (24 06 94)
 ISSUE 7 - MOD 1218 (17 04 96)

Raised	P. J. C
Approved	<i>[Signature]</i>

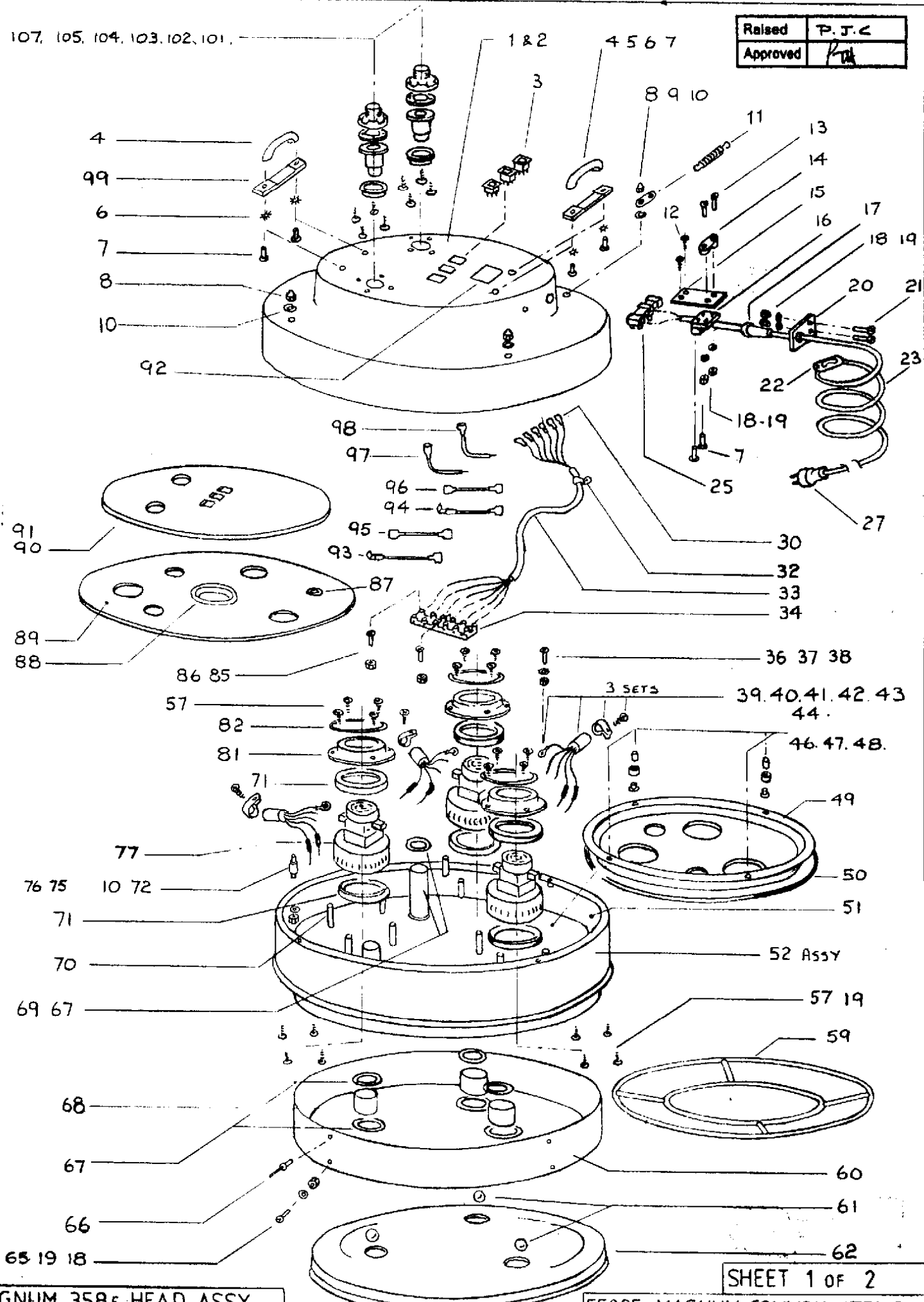


SHEET 1 OF 2

MAGNUM 358 HEAD ASSY - SERIES 2		55085 MAGNUM COMMON ITEMS	
SCHEDULES -	55082 220v LESS FXD HD - TUV	55102 240v LESS FXD HD	DATE
EXP VIEW CODE	55086 220v WITH " " "	55104 110v " " "	26-5-88
Nº	77167	55100 240v WITH " " "	ISSUE
	55106 110v " " "	55107 240v TWIN INLET WITH ZIP BAG	7
		55108 220v LESS FXD HD	

107, 105, 104, 103, 102, 101,

Raised	P.J.C
Approved	<i>[Signature]</i>



MAGNUM 358E HEAD ASSY

55085 MAGNUM COMMON ITEMS

SCHEDULES	55083E 220v WITH FXD HD-TUV	55103E 240v LESS LESS FXD HD
EXP'D VIEW	55087E 220v LESS " " "	55105E 110v " " " "
CODE NO 77166	55101E 240v WITH " " "	55109 220v " " " "

DATE
26-5-88

ISSUE
2

SHEET 1 OF 2

ELECTRICAL SPARES REPLACEMENT INSTRUCTIONS: Magnum 358 & 358E

PLEASE READ BEFORE FITTING OF REPLACEMENT PART

Thank you for purchasing this original replacement part. Before fitting, machine users must ensure the following:-

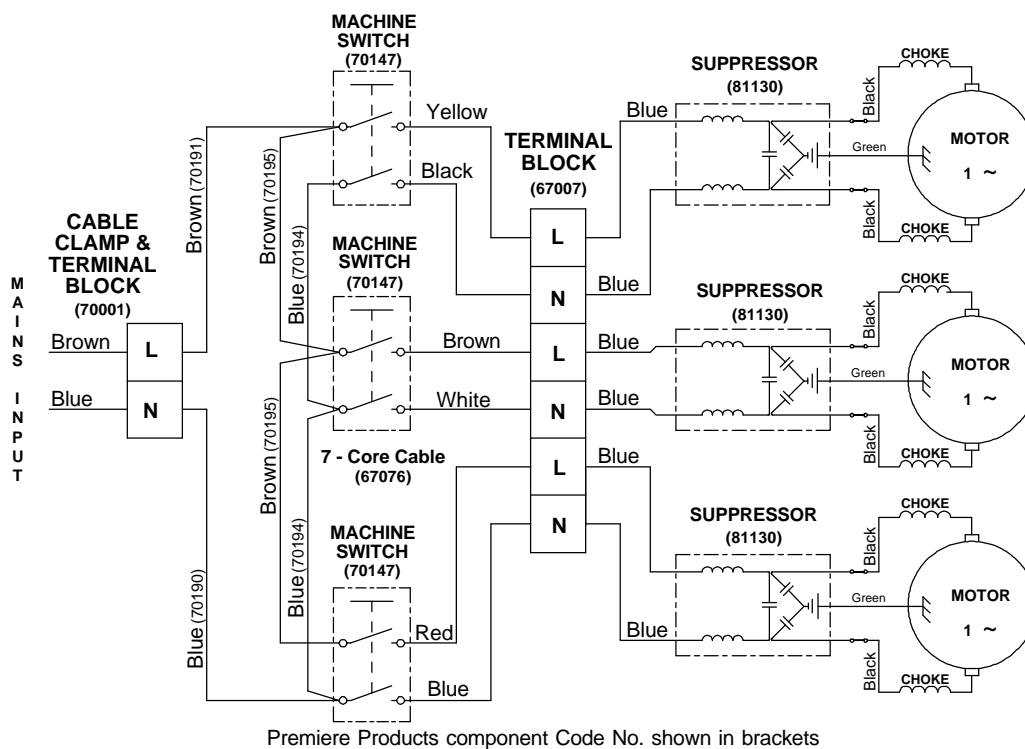
1. Replacement part is fitted by a qualified service engineer only.
2. Clear reference is made to the wiring diagram detailed below.
3. All test instructions are carried out as detailed below, before returning the electrical appliance to the work place.

Should you require further assistance please contact Premiere Products Machine Division Service department.

Failure to follow the above instructions may affect your rights in law.

WARNING: Before undertaking any repair or disassembly of machines ensure that it is disconnected from the mains.

Magnum 358 & 358E Machine Wiring Diagram



Premiere Products component Code No. shown in brackets

IMPORTANT: Electrical Safety Tests

Upon completion of service and repair work and before returning the electrical appliance to the work place, the following testing for electrical safety must be undertaken.

1. Earth Bond Resistance (Class I only).

Resistance max. = $(0.1 + R)$ Ohms

Where R = Resistance of supply cord earth wire.

2. Insulation Flash Test.

Class I appliance 1375 Volts AC for 6 secs. (Alternatively 1250 Volts AC for 10 secs.)

Class II appliance 4125 Volts AC for 6 secs. (Alternatively 3750 Volts AC for 10 secs.)



Premiere Products (Machine Division)
Oakley Gardens, Bouncers Lane, Cheltenham, Glos. GL52 5JD, England
Telephone: (01242) 243421 Fax: (01242) 528445